


600613

900904





1

[www.sse.com.cn](http://www.sse.com.cn)

2

3

4

5







" "

" "

" "

" "

"

"

"









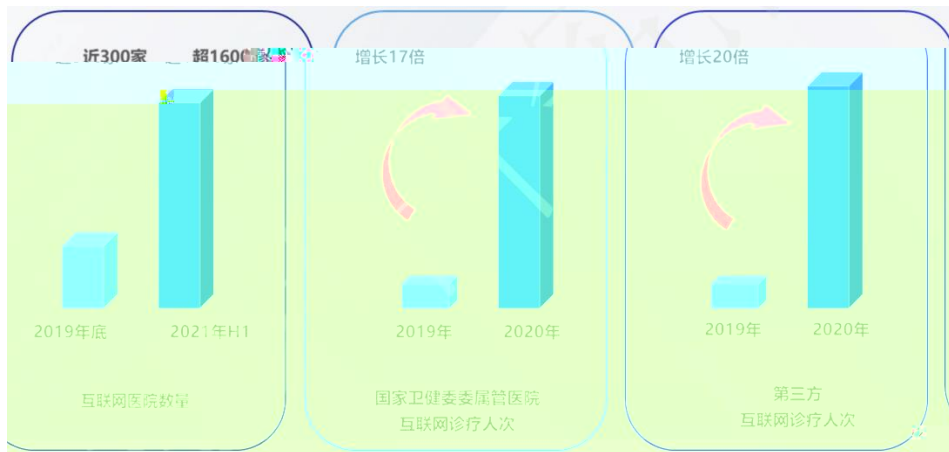



B2B B2C O2O

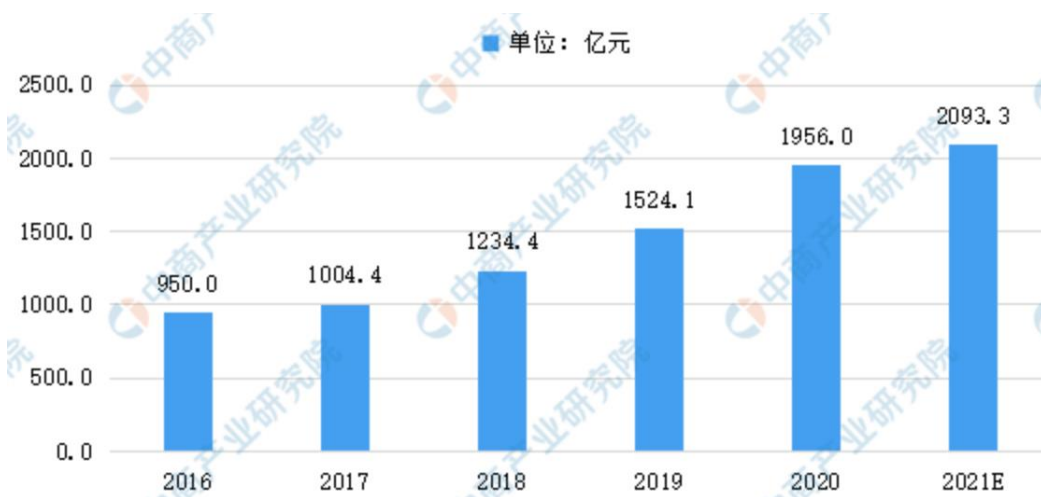
2021

1600

## 2019



## 2016-2021



" "







## 3

## 3.1 3

	2021	2020	(%)	2019
	3,148,970,121.43	3,097,971,351.94	1.65	3,556,129,011.94
	2,344,283,894.81	2,277,367,601.10	2.94	2,616,935,698.11
	2,303,032,719.00	1,819,006,691.26	26.61	1,927,593,214.00
	69,622,537.91	-341,202,593.32	120.41	83,974,764.44
	38,620,695.82	-344,510,890.04	111.21	82,210,889.87
	184,263,469.22	99,097,235.25	85.94	128,279,888.39
%	3.01	-17.87	20.88	3.25
	0.13	-0.64	120.31	0.16
	0.13	-0.64	120.31	0.16

## 3.2

	552,793,039.47	602,895,357.38	547,399,983.42	599,944,338.73
	21,798,630.43	22,572,893.16	8,652,848.04	16,598,166.28
	21,672,889.79	24,008,592.98	-20,547,445.66	15,700,089.23
	53,017,693.53	30,900,524.77	30,183,358.17	2,049,615,739.39

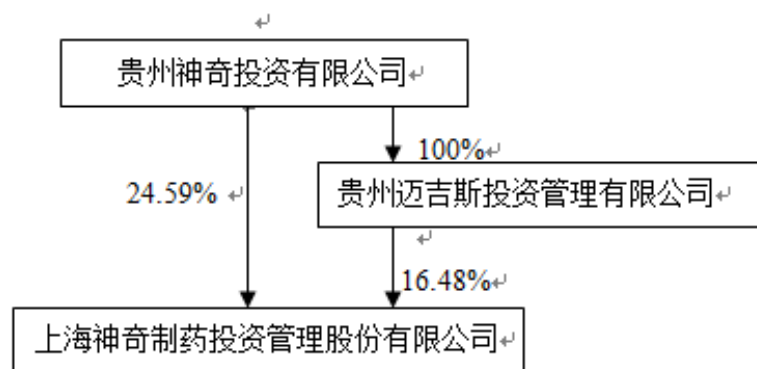
4

4.1

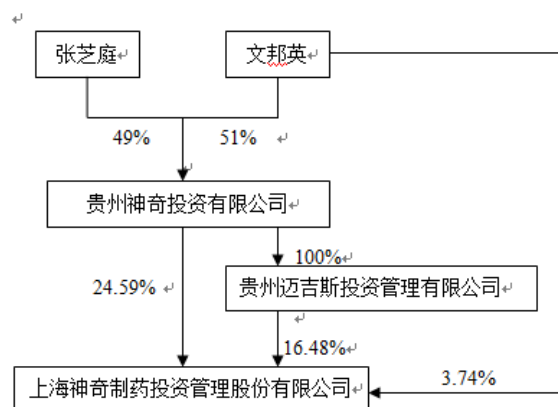
10

					:		
					48,343		
					55,405		
					0		
					0		
10							
			(%)				
	0	131,301,620	24.59	0			
	0	88,001,946	16.48	0			
	0	40,007,750	7.49	0			
	0	24,178,700	4.53	0			
	-10,000,000	5,420,000	1.01	0			
GOLDMAN, SACHS & CO. LLC	1,110,400	1,574,200	0.29	0			
	0	1,346,000	0.25	0			
	0	1,275,500	0.24	0			
	-329,900	1,000,000	0.19	0			
	97,682	951,981	0.18	0			


4.2



4.3



4.4

10

5



2021	230,303.27	26.61%	6,796.24
119.23% 2021		6,962.25	120.41%
		3,862.07	111.21%
0.13 /	120.31% 2021		314,897.01
	234,428.39 ,	2.94 %	